JXK-7/JXK-D7 Current Transducer

1. Input overload protection
2. Output overcurrent limit protection
3. Output current short-circuit protection
4. Wide voltage power supply
5. Working power reverse protection
6. Light weight and easy installation
7. High precision, good linearity
8. Wide frequency band, low temperature drift,
9. Fast response, strong anti-interference ability

Product Overview

The current transmitter converts the current signal from the current transformer into a standard process signal and RS485, which is used for the current in the inverter speed control system welding machine, electrochemical line, power monitoring, etc.

Product Parameter

Original measurement range :10~1200A

Rated output :0-5V, DC4-20mA, DC0-20mA, RS485

Power supply :DC12~32V

Load capacity :6V

Linearity :0.2%

Accuracy :0.5%

Isolated voltage :2.5kV/50Hz, 1Min

Zero output :<0.15mA

Temperature drift :<500PPM/C

Band width :DC~20KHZ

DI/DT Follow :>50A/uS

Current consumption :<25mA

Response time :<100ms

Operating temperature :-10°C~+70°C

Storage temperature :-25°C~+85°C

Product Size

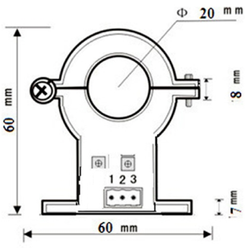

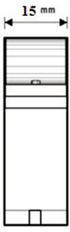

Terminal definition:

1. P+
2. Signal+
3. Com

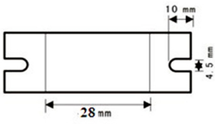

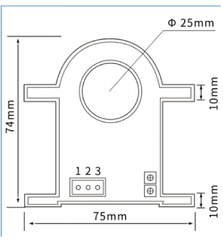

Terminal definition:

1. Com
2. Signal+
3. Power+

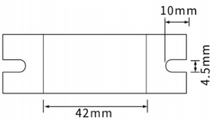

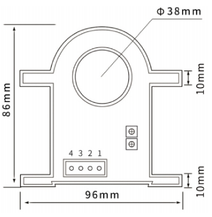

Terminal definition:

1. Com
2. Signal+
3. Power+

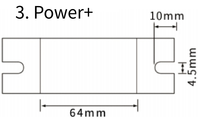

RS485 Output Wire

Terminal definition:

1. Power+
2. A
3. B
4. GND

▶ Input cannot directly measure the power supply current

▶ When the input signal is DC current, the routing direction is the direction indicated by the product current. When the input signal is AC current, the routing direction is not positive or negative.

Installation Precautions

▶ Warning!

1. Before using the current transmitter, carefully check and confirm the quantity, model and specification of the product according to the packing list and product label, and carefully read the operation manual of the current transmitter.
2. The use environment of the current transformer transmitter should be free of conductive dust, corrosive gas, strong impact and vibration.
3. The integrated structure of the current converter transmitter is not removable, and collision and fall should be avoided. Do not alter or tear any label on the product.
4. When the current transmitter is installed centrally, the installation spacing is usually >10mm.
5. When using, wiring must be strictly in accordance with the wiring method in the instruction manual, and then switch on the power and signal after checking.